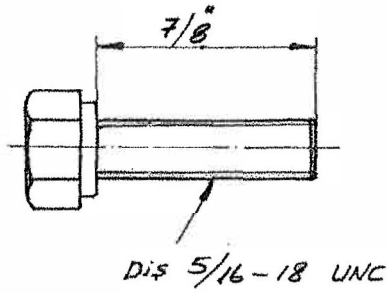


TB 1/42 - B2 Syf.

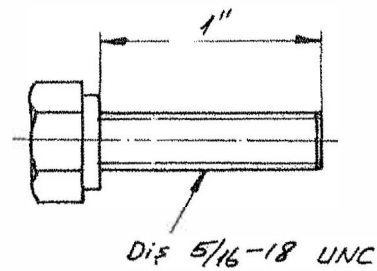
29



GM Res. No.
17 98 17

M12
8.8

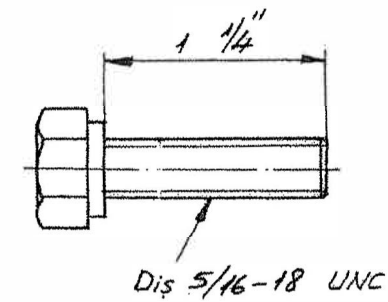
30



GM Res. No.
17 98 18

M12
8.8

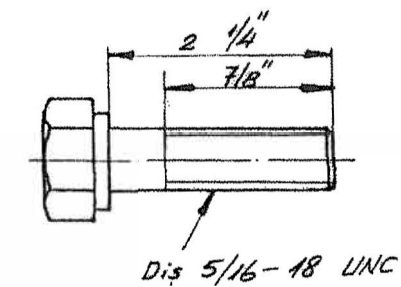
31



GM Res. No.
17 98 20

M12
8.8

32



GM Res. No.
17 98 27

M12
8.8